



Pressure sensor 200 kPa



- Manual for installation, setup and calibration
- Handleiding voor installatie, instelling en calibratie
- Anleitung für Installation, Setup und Kalibrierung



Pressure sensor 200 kPa

EN

Part nr: 01-01-07-2012



Technical specifications and
calibration values



This document contains detailed information about the technical specifications and calibration values for the KMS pressure sensor 200 kPa. Additional information, user manuals, wiring examples and software can be found on our website: kms.vankronenburg.nl or on the software CD included with the ECU.

Package contents

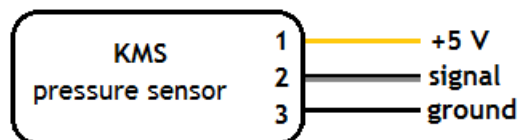
- KMS pressure sensor 200 kPa module
- 3P contra connector superseal
- KMS pressure sensor 200 kPa user manual

Specifications

- EMC protection up to 100V
- Temperature-compensated
- Ratio metric output
- Sensor cell resistive to fuels (incl. Diesel) and oils such as engine lube oil

Wiring

- Yellow: +5V supply from ECU
- Grey/black: signal (0-5V), connect to ECU
- Black: sensor ground, connect to sensor ground of ECU



KMS pressure sensor 200 kPa

Calibration values

- At 3.75 volt: 159 kPa
- At 1.25 volt: 59 kPa

When using a KMS ECU, these values must be set in the KMS ECU software. See figure below for an example:

Engine-load 2' values for software setup

- Min. value: 15
- Max. value: 250

When using a KMS ECU, these values must be set in the KMS ECU software. For use on lower pressure scale, see pressure table on next page. See figure below for an example:

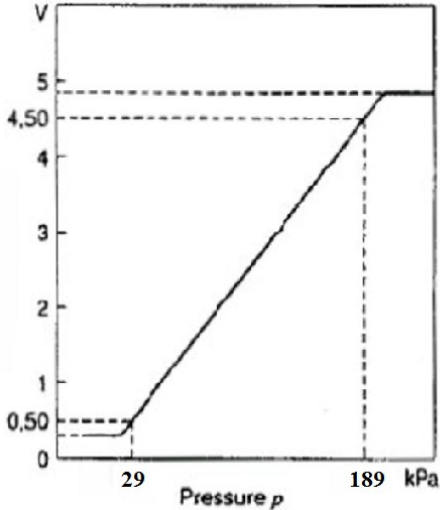
Technical data

		<i>Min.</i>	<i>Typical</i>	<i>Max.</i>
Supply voltage U _v	Volt	4.74	5.1	5.46
Current input I _v at U _v = 5 V	mA	-	6	10
Minimum pressure offset (0 to 85°C)	Volt	0.241	0.306	0.371
Accuracy (at 25°C)	Volt	-	0.0701	-
Upper Limit at U _v = 5 V	Volt	4.476	4.606	4.736
Response time 10/90	ms	-	1	-
Warm up time	ms	-	20	-
Operating temperature	Deg. C	-40	0 to 85	125

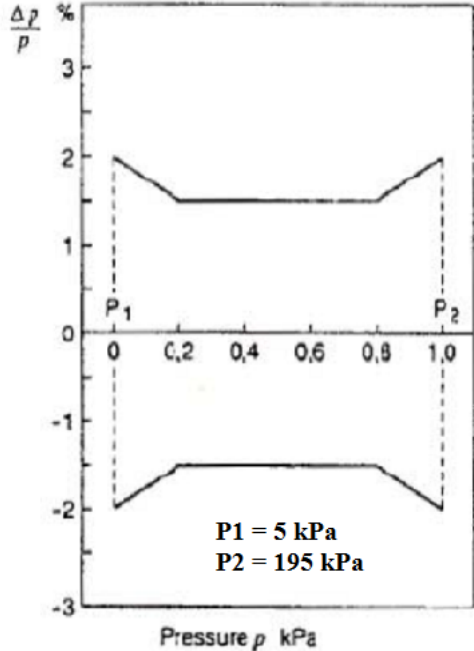
KMS pressure sensor 200 kPa



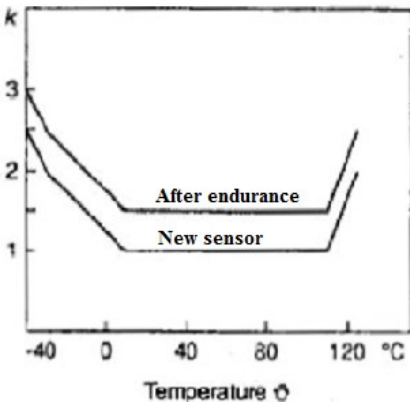
Characteristic curve ($U_V = 5.0V$)



Characteristic-curve tolerance



Tolerance extension factor




Alternative pressure scales

Pressure	Min. Value	Max. Value
0-200	15	250
0-150	15	190
0-100	15	130

Druksensor 200 kPa

NL

Onderdeel nr: 01-01-07-2012



Technische specificaties en
calibratie waarden



Dit document bevat gedetailleerde informatie over de KMS druksensor 200 kPa. Overige informatie, handleidingen, kabelboomschema's en software kan worden gevonden op onze website: kms.vankronenburg.nl of op de software CD bijgeleverd bij deze ECU.

Inhoud van de kit

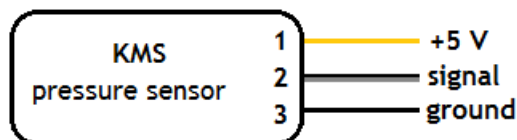
- KMS druksensor 200 kPa
- 3 polige contra stekker superseal
- KMS druksensor 200 kPa handleiding

Specificaties

- EMC bescherming tot 100V
- Temperatuur gecompenseerd
- Metrische uitgang
- Sensor bestand tegen brandstoffen (incl. diesel) en smeerstoffen zoals motorolie

Bekabeling

- Geel: +5V voeding van ECU
- Grijs/zwart: signaal (0-5V), aansluiten op ECU
- Zwart: sensor massa, aansluiten op sensor massa van ECU



Calibratiewaarden

- Bij 3.75 volt: 159 kPa
- Bij 1.25 volt: 59 kPa

Wanneer er een KMS ECU wordt gebruikt, moeten deze waarden in de KMS ECU software worden ingesteld. Zie onderstaande afbeelding ter illustratie:

‘Engine-load 2’ waarden voor software setup

- Min. waarde: 15
- Max. waarde: 250

Wanneer er een KMS ECU wordt gebruikt, moeten deze waarden in de KMS ECU software worden ingesteld. Voor gebruik op lagere drukschaal, zie volgende pagina. Zie onderstaande afbeelding ter illustratie:

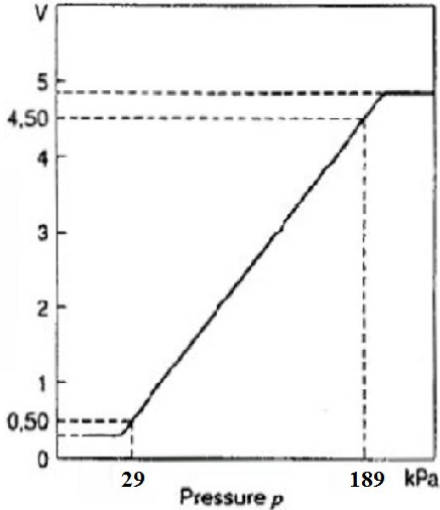
Technical data

		<i>Min.</i>	<i>Typical</i>	<i>Max.</i>
Supply voltage Uv	Volt	4.74	5.1	5.46
Current input Iv at Uv = 5 V	mA	-	6	10
Minimum pressure offset (0 to 85°C)	Volt	0.241	0.306	0.371
Accuracy (at 25°C)	Volt	-	0.0701	-
Upper Limit at Uv = 5 V	Volt	4.476	4.606	4.736
Response time 10/90	ms	-	1	-
Warm up time	ms	-	20	-
Operating temperature	Deg. C	-40	0 to 85	125

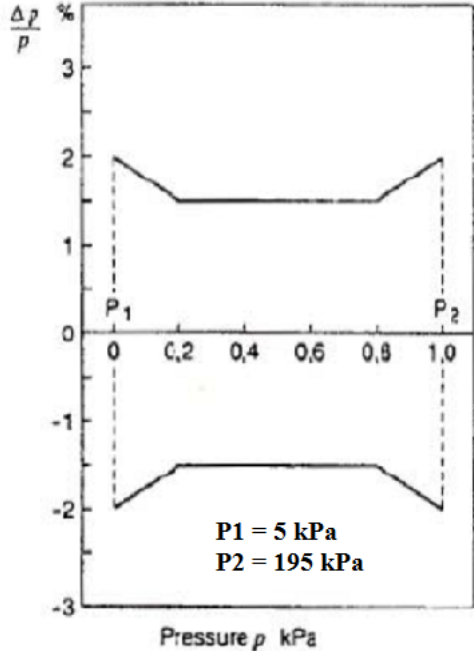
KMS druksensor 200 kPa



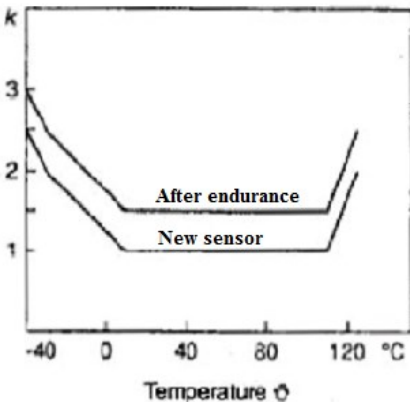
Characteristic curve ($U_V = 5.0V$)



Characteristic-curve tolerance



Tolerance extension factor



Alternatieve drukschalen

Pressure	Min. Value	Max. Value
0-200	15	250
0-150	15	190
0-100	15	130

Drucksensor 200 kPa

DE

Teilenummer: 01-01-07-2012



Technische Information und
Kalibrierungswerte



Dieses Dokument enthält detaillierte Information über den KMS Drucksensor 200 kPa. Weitere Informationen, Bedienungsanleitungen, Schaltpläne finden Sie auf unserer Website: kms.vankronenburg.nl oder auf die bei dem Steuergerät beigelegten CD.

Inhalt von diesem Kit

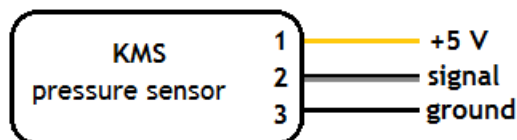
- KMS Drucksensor 200 kPa
- 3-poliger superseal Stecker
- Bedienungsanleitung KMS Drucksensor 200 kPa

Spezifikation

- EMC Schutz bis zu 100V
- Temperatur kompensiert
- Metrischer außgang
- Sensor beständig gegen Kraftstoffen (incl. diesel) und Schmierstoffe

Verkabelung

- Gelb: +5V Anschluß vom ECU
- Grau/schwarz: Signal (0-5V) zum ECU
- Schwarz: Sensormasse zur Sensormasse vom ECU



KMS Drucksensor 200 kPa

Kalibrationswerte

- Bei 3.75 Volt: 159 kPa
- Bei 1.25 Volt: 59 kPa

Wenn ein KMS ECU verwendet wird, müssen diese Werte in der KMS ECU Software eingestellt werden. Siehe Abbildung unten für ein Beispiel:

‘Engine-load 2’ Werte für der Software Einstellungen

- Min. Werte: 15
- Max. Werte: 250

Wenn ein KMS ECU verwendet wird, müssen diese Werte in der KMS ECU Software eingestellt werden. Wenn Sie einen niedrigeren Druckskala zu verwenden, siehe nächste Seite. Siehe Abbildung unten für ein Beispiel:

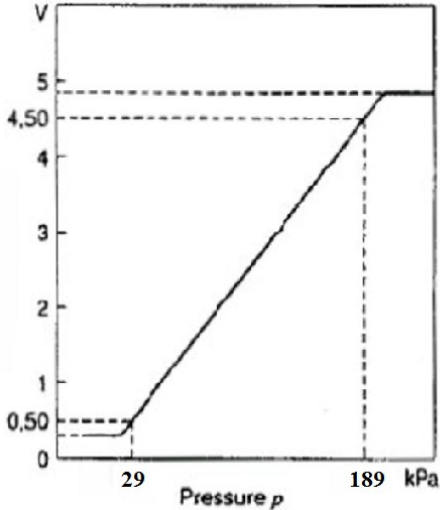
Technical data

		<i>Min.</i>	<i>Typical</i>	<i>Max.</i>
Supply voltage Uv	Volt	4.74	5.1	5.46
Current input Iv at Uv = 5 V	mA	-	6	10
Minimum pressure offset (0 to 85°C)	Volt	0.241	0.306	0.371
Accuracy (at 25°C)	Volt	-	0.0701	-
Upper Limit at Uv = 5 V	Volt	4.476	4.606	4.736
Response time 10/90	ms	-	1	-
Warm up time	ms	-	20	-
Operating temperature	Deg. C	-40	0 to 85	125

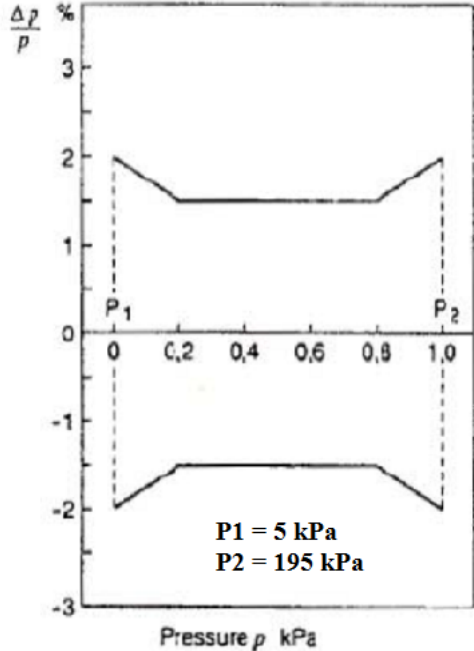
KMS Drucksensor 200 kPa



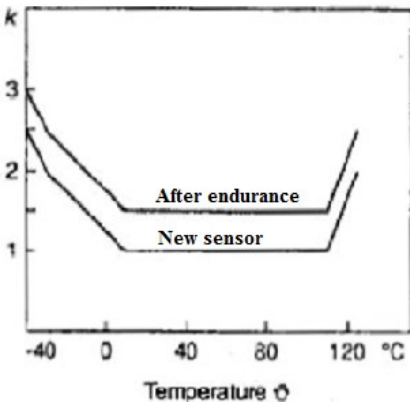
Characteristic curve ($U_V = 5.0V$)



Characteristic-curve tolerance



Tolerance extension factor



Alternative Druckskala

Pressure	Min. Value	Max. Value
0-200	15	250
0-150	15	190
0-100	15	130



Kronenburg Management Systems

Spaarpot-Oost 19
5667 KT Geldrop
The Netherlands

T +31 (0)40 285 40 64
F +31 (0)40 286 77 65
E info@van-kronenburg.nl

*Please visit our website for more information, manuals, software and prices:
kms.vankronenburg.nl*